




Celonis Process Mining 4.7.1

Release Notes



Disclaimer

Updating to Celonis Process Mining 4.7.1

Please be aware that before updating to Celonis Process Mining 4.7.1, it is **required to install and run version 4.7.0.**

For detailed information and further required steps, please refer to the **Celonis 4.7.1 – Update Guide 1.12.**

Important changes

SAP HANA JDBC driver

With Celonis Process Mining 4.7.1, we no longer distribute the SAP HANA JDBC driver (ngdbc.jar) with the application.

If you are currently connecting to a SAP HANA database, please follow the instructions in the Update Guide 1.12 to deploy the SAP HANA JDBC driver. As each SAP HANA Support Stack brings its own version of the SAP HANA JDBC this is required to ensure the full compatibility of the driver with the HANA version!

Not following this instruction will lead to all SAP HANA connections failing (e.g for Data Model loads).

Custom writable root configuration

In the new version we slightly adapted the configuration of the *filesystem.writableroot* property:

The *filesystem.writableroot* is set to the installation directory in the installer script, and always overrides this property on upgrade. If the target or the subdirectory that points to the writableroot are manually changed, two writableroots are created during the update configuration can be lost by duplicate temporary files and Configuration Store backups. To prevent such a scenario, we introduced a new property called *filesystem.writableroot.allow_different_dir* in the *config.properties* file.

For detailed information and further required steps, please refer to the Celonis 4.7.1 - Update Guide 1.12.

Improved security

CyberArk integration – AAM

Secure your database credentials

With this integration, sensitive database credentials do not have to be entered in the Celonis frontend or the configurations files anymore. The passwords can be retrieved from the CyberArk Secure Vault at runtime.

Find more information on the integration in the updated Operation Guide 1.13 or on help.celonis.de.



Restriction of concurrent user sessions

With the release of this version, the amount of concurrent user sessions (authentication from different browsers/endpoints using the same credentials) can now be limited.

The setting is configured in the *config-custom.properties* file via the new property *server.maximumSessions*.

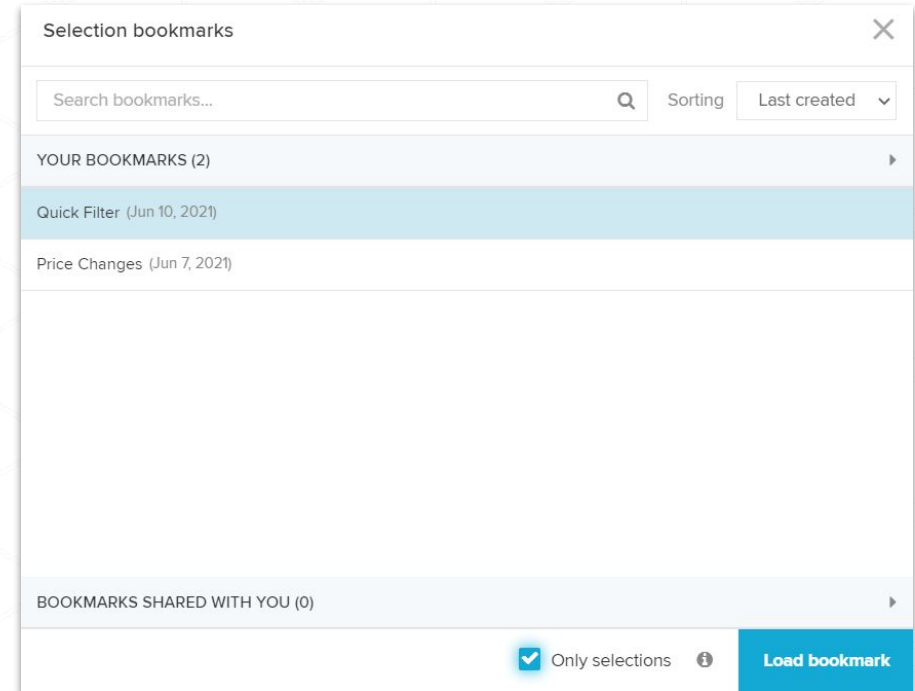
Analysis improvements

Improved bookmark concept

With Celonis Process Mining 4.7.1, we have reworked and improved the current bookmarks:

- When loading a bookmark, there is now an option that allows users to choose if they only want to load selections or the whole state of the analysis
- The icons were updated to ensure better visibility

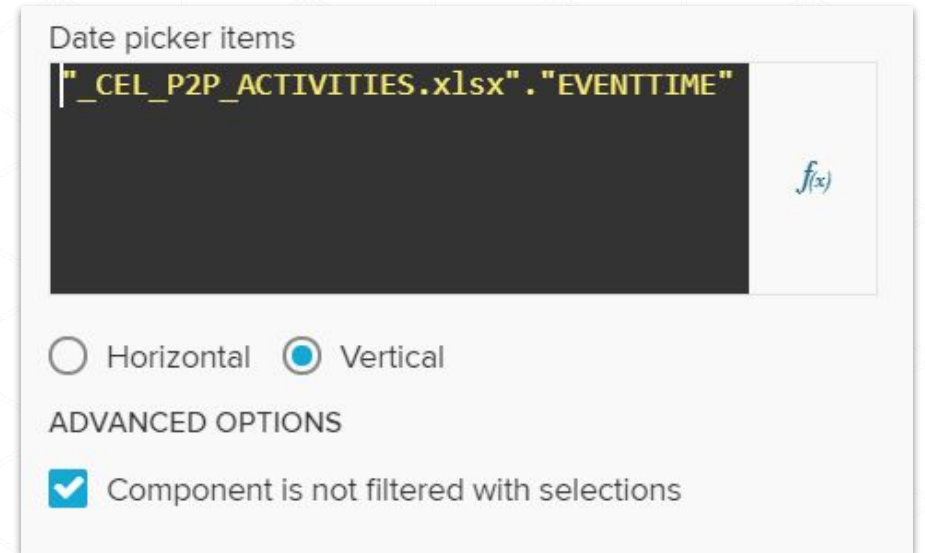
Note: A bookmark saves the state of the analysis. The analysis state includes selections, variables, process explorer view, and states of components such as sorting in OLAP tables.



Improved Date Picker component

The Date Picker now has a new advanced setting that lets the Analyst decide, if the component should be filtered with selections.

Filtering the component also restricts the available dates. If the component is not filtered with selections, all dates can still be selected.



Administration

Scheduled trash bin housekeeping

We noticed that a lot of System Administrators never empty the Analysis trash bin. That can lead to various problems, including backup files constantly growing in size. Therefore, we introduced a housekeeping mechanism to specify how long each Analysis should be preserved in the trash before being permanently deleted.

The screenshot displays the Celonis System Administrator interface. On the left is a dark blue sidebar with navigation options: 'System Administrator' (with a dropdown arrow), 'Projects', 'Starred', and 'Trash'. The main content area is titled 'Home / Trash' and features a red 'Empty trash' button. Below the breadcrumb is a search bar with the placeholder text 'Search for analyses, data models, folders. Use * as search wild' and a magnifying glass icon. A table lists three items in the trash:

Item Name	Deleted on
P2P - Demo - EN (EUR)	Jun 11, 2021 15:5
P2P00 - Process Cockpit v2	Jun 11, 2021 15:5
P2P04 - Order confirmations	Jun 11, 2021 15:5

On the right side of the interface, a 'Trash Bin Housekeeping' settings panel is visible. It includes a checked checkbox for 'Enabled' and a 'Retention policy' section with a text input field containing '30' and the unit 'days'. A blue 'Save changes' button is located at the bottom of this panel.

Scheduled analysis draft housekeeping

To further reduce the overall footprint of the application, 4.7.1 enables you to configure housekeeping for Analysis drafts. So far, the full draft history is persisted and written to the backup files. We implemented three new properties that can be found in the updated `config-custom.properties.sample` file. By uncommenting them, you can now control:

- If draft housekeeping should be enabled
- How many drafts should be kept at minimum, regardless of their age
- How long historical drafts should be preserved

Additional resources

Help resources

celonis **Community**

community.celonis.com

The screenshot shows the Celonis Community homepage. On the left, there are 'Useful Links' for 'Access guidelines etc.' and a 'Public Forum Area used by customers and partners'. The main content area includes a 'Welcome to the Celonis Community' message, a search bar, and a 'Settings & Search' section. Below this, there are 'Latest Topics' with a list of discussions such as 'Spring of Pivot table values by total column/KPI summary column' and 'Restore Celonis Installation'. A 'Public Forum Area' section on the left lists categories like 'Announcements & Events', 'Success with Celonis', 'Product', and 'Technical Implementation'.



celonis **Help Page**

help.celonis.de

- ▼ Data Model Design
 - Join functionality
- ▼ Data Types
 - DATE
 - FLOAT
 - INT
 - STRING
- ▼ Functions
 - › Aggregation Functions
 - › Custom Functions
 - › DateTime Functions
 - › Descriptive Functions
 - › Machine Learning Functions
 - › Math Functions
 - › Predicate Functions
 - › Process Functions
 - › Statistic Functions
 - › String Functions

The screenshot shows a query editor with the query: `PROCESS_ORDER("Table1"."ACTIVITY")`. Below the query, there are 'Input' and 'Output' sections. The 'Input' section shows a table with columns 'CASE_ID : STRING', 'ACTIVITY : STRING', and 'TIMESTAMP : DATE'. The 'Output' section shows a table with a single column 'Column1 : INT'.

CASE_ID : STRING	ACTIVITY : STRING	TIMESTAMP : DATE
1	A	Sun Jan 01 2017 13:00:00.000
1	B	Sun Jan 01 2017 13:01:00.000

Column1 : INT
1
2

The screenshot shows the 'Worldmap' interface. It includes a 'QuickStart' section with instructions on how to use the worldmap to visualize geo locations of process data. Below this, there is an 'Overview' section showing 'Process Mining' with '27% of 27% cases selected' and '100%' completion. The main area is titled 'Worldmap' and contains the text 'Visualize geo locations of your process data' above a world map.

The Celonis logo features the word "celonis" in a white, lowercase, sans-serif font. The letter "o" is partially obscured by a vibrant orange-red, irregular shape that resembles a flame or a drop. The background is a dark grey with a subtle, repeating geometric pattern of small, light grey diamonds.

celonis